

Population with Access to Safe Drinking-water Supplies

HIGHLIGHTS:

- **Drinking water is vital for human health.**
- **Around 77% of New Zealanders received drinking-water that met all the requirements of the Drinking-water Standards for New Zealand.**
- **People in the North Island were more likely to be supplied with microbiologically compliant drinking-water.**

Monitoring Compliance of Drinking water standards

Safe drinking-water is vital for human health, but water that is contaminated with pathogens may cause diseases, particularly gastrointestinal diseases. Drinking-water supplies can be treated to remove pathogens and make the water safe to drink.

Drinking-water supplies in New Zealand are tested for microbiological and chemical compliance with the *Drinking-water Standards for New Zealand* (the Standards). These standards set maximum acceptable levels to protect human health.

Microbiological compliance of drinking-water supplies is based on two main microbiological reference organisms, *E. coli* and *Cryptosporidium* (Ministry of Health, 2014).

- Bacteriological compliance is determined primarily using *E. coli* monitoring.
- Protozoal compliance is based on monitoring the effectiveness of the treatment processes used to remove or disinfect *Cryptosporidium*.

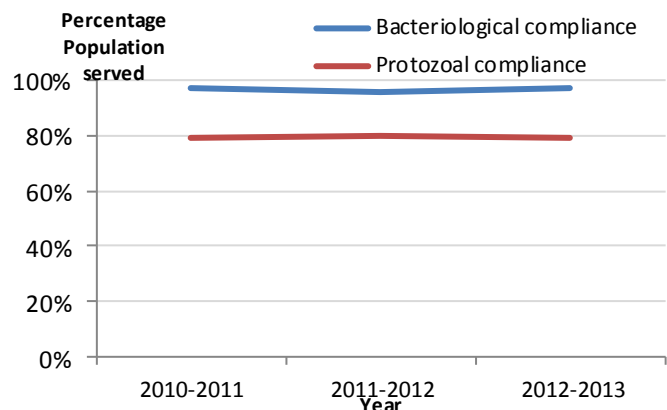
More than three quarters of New Zealanders received drinking-water that met all the requirements of the Standards

Drinking-water statistics are presented for the population on registered community drinking-water supplies serving population over 100 people (about 3.8 million people).

In 2012-2013, 77% of the New Zealanders on registered supplies received drinking-water that met all the requirements of the Standards (Ministry of Health, 2014). Around 97% of New Zealanders on registered supplies were served with bacteriologically compliant drinking-water, and nearly 79% protozoally compliant drinking-water (Table 1).

During 2010-2013, around 97% of population on registered supplies was served by bacteriologically compliant drinking-water and 80% protozoally compliant drinking-water (Figure 1).

Figure 1: Percentage of the population* on registered community drinking-water supplies had access to safe drinking-water, 2010-2013



Source: Ministry of Health (2012, 2013, 2014)

Note: *among people on registered community drinking-water supplies serving populations of over 100 people

Table 1: Population on registered community drinking-water supplies that had access to safe drinking-water, 2012-2013

Population by access to drinking-water*	Estimated Population	Percentage Population
*Only included people on registered community drinking-water supplies serving populations over 100 people		
Bacteriological compliance		
Served by drinking-water supply known to comply with <i>E. coli</i> requirements	3,684,000	97%
Served by a drinking-water supply known not to comply with <i>E. coli</i> requirements	126,000	3%
Protozoal compliance		
Served by a drinking-water supply known to comply with protozoal requirements	3,017,000	79%
Served by a drinking-water supply known not to comply with protozoal requirements	773,000	21%

Note in Figure 1 and Table 1:

- The denominator of population reporting is based on the population served by registered drinking-water supplies serving more than 100 people (around 3.8 million).

Source: Ministry of Health (2014)

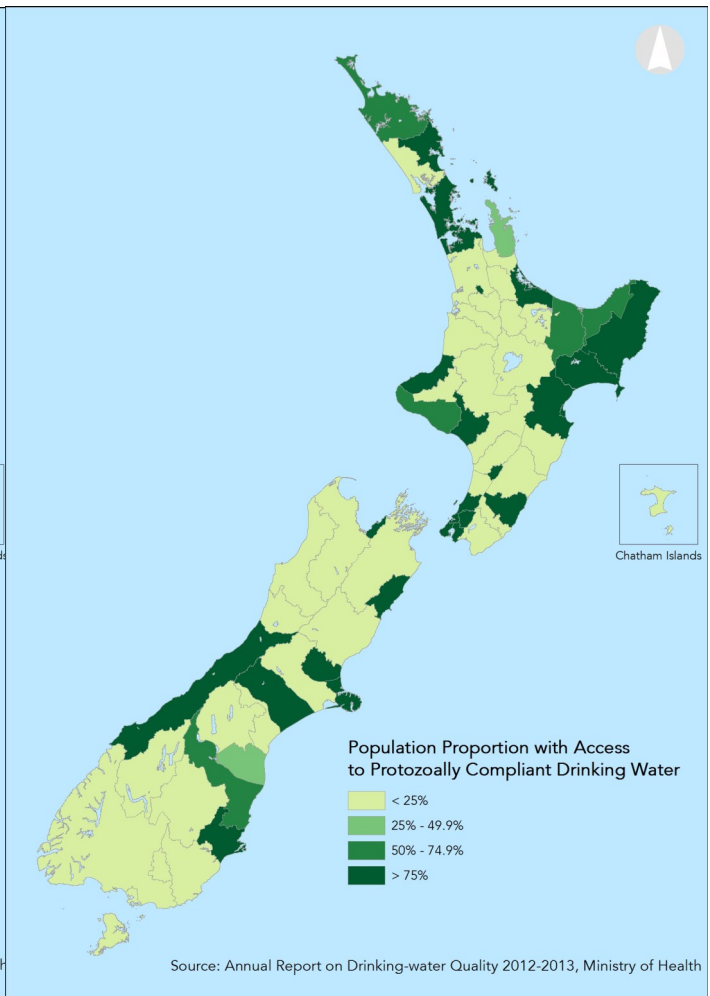
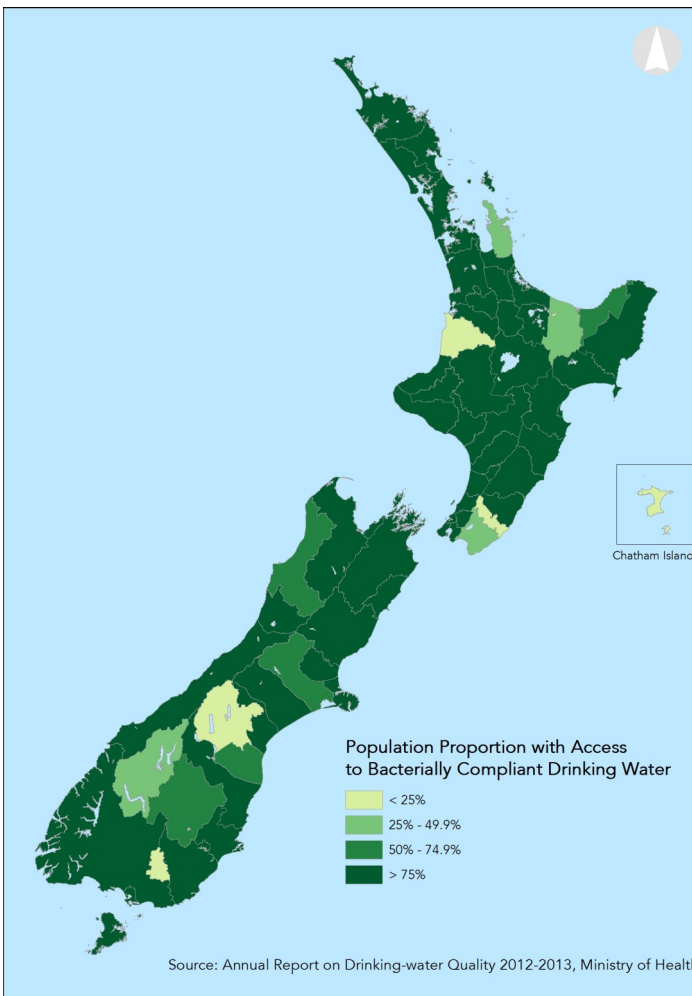
People in the North Island were more likely to be supplied with microbiological compliant drinking-water than those in the South Island

In 2012-2013, approximately 98% (2.8 million) of the North Island population on registered community drinking-water supplies serving more than 100 people was served by bacteriologically compliant drinking-water. Around 86% (2.5 million) of the population on registered supplies was served drinking-water that complied with the protozoal requirements (Figure 2&3).

In the South Island, around 94% (0.9 million) of the population on registered supplies was served by drinking-water known to comply with bacteriological requirements. Approximately 59% (0.6 million) of the population on registered supplies was served by protozoally compliant drinking-water (Figure 2&3).

Figure 2: Percentage of the population* with access to bacteriologically compliant drinking-water by territorial authorities, 2012-2013

Figure 3: Percentage of the population* with access to protozoally compliant drinking-water by territorial authorities, 2012-2013



Note: * among people on registered community drinking-water supplies serving populations of over 100 people

REFERENCES

- Ministry of Health. 2011. *Annual report on Drinking-water Quality 2009-2010*. Wellington: Ministry of Health
- Ministry of Health. 2012. *Annual report on Drinking-water Quality 2010-2011*. Wellington: Ministry of Health
- Ministry of Health. 2013. *Annual report on Drinking-water Quality 2011-2012*. Wellington: Ministry of Health
- Ministry of Health. 2014. *Annual report on Drinking-water Quality 2012-2013*. Wellington: Ministry of Health

For more information, please contact Fei Xu on f.xu@massey.ac.nz